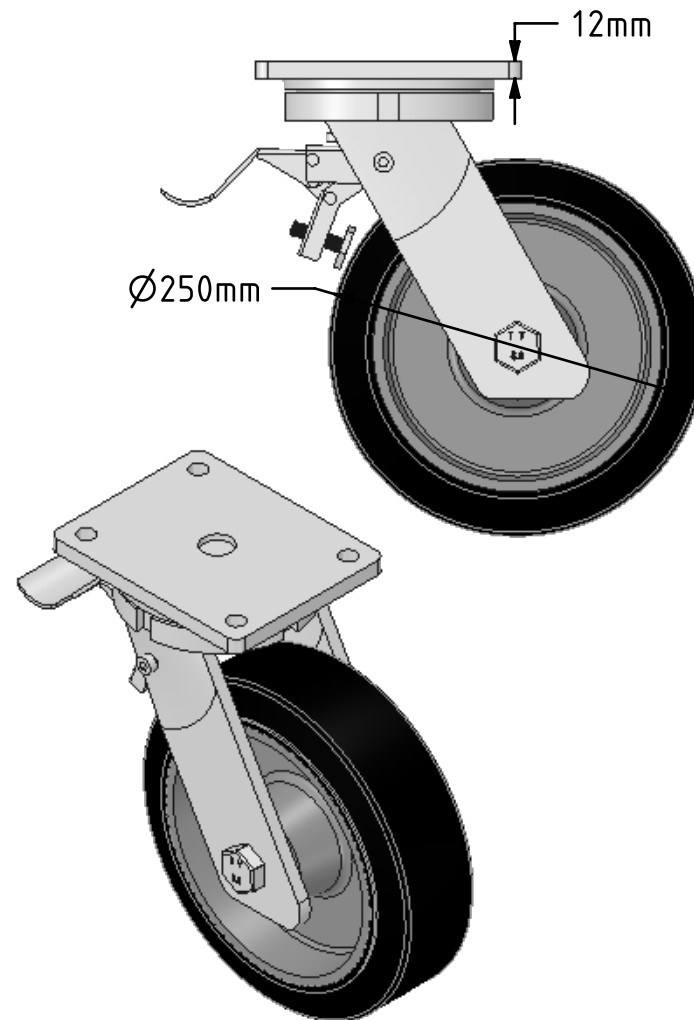
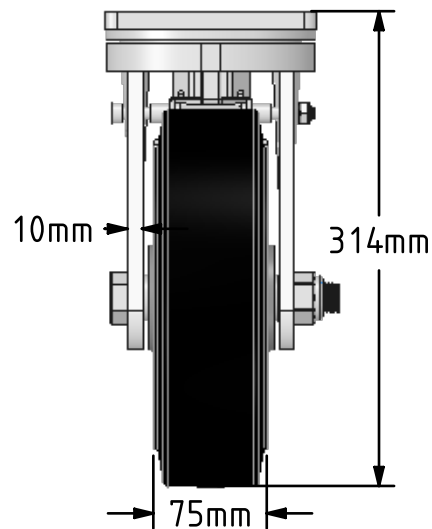
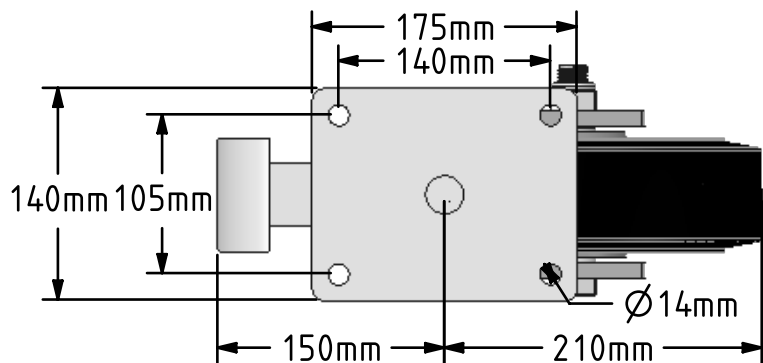


DRAWING DISCLAIMER

COPYRIGHT OF THIS DRAWING IS RESERVED BY BIL GROUP LTD. IT IS ISSUED ON CONDITION THAT IT IS NOT REPRODUCED, COPIED, OR DISCLOSED TO A THIRD PARTY EITHER WHOLLY OR IN PART WITHOUT THE CONSENT IN WRITING OF BIL GROUP LTD.



Description:
BZQ250CUBJSWB

Fabricated swivel castor with a flat plate fixing fitted with a 65 shore A black elastic rubber tyred cast iron centred wheel with ball bearing and total lock brake, Wheel diameter 250mm, tread width 75mm, overall height 314mm, plate size 175mm x 140mm, hole centres 140mm x 105mm. Load capacity 700kg at 4kph
 - At 6 kph speed, the load of each wheel is advised to be 80% of the load at 4kph
 - At 10 kph speed, the load of each wheel is advised to be 55% of the load at 4 kph.
 - At 16 kph speed, the load of each wheel is advised to be 45% of the load at 4kph.
 - At 20 kph speed, the load of each wheel is advised to be 35% of the load at 4 kph.
 - for speeds over 20 kph please request the details from our testing department.



	NAME	DATE
DRAWN	Matt	31/05/18
APPROVED BY	Tim W	31/05/18
SCALE	1:5	31/05/18
WEIGHT	15.669kg	31/05/18

UNLESS OTHERWISE SPECIFIED DIMENSIONS ARE IN MILLIMETRES

Unspecified Tolerances
 Machining ± 0.25mm
 Fabrication ± 1mm



BIL Group Ltd, Porte Marsh Road, Calne
 Wiltshire, SN11 9BW, United Kingdom
 Tel +44 (0)1249 822 222 Fax: +44 (0)1249 822 300
 www.bilgroup.co.uk

TITLE

BZQ250CUBJSWB

SIZE	DWG NO.	REV
A4	BILCW03BZQ250CUBJSWB_01	1

FILE NAME BILCW03BZQ250CUBJSWB_01.PDF SHEET 1 OF 1